


















Flood / Fire Emergency Management Plan

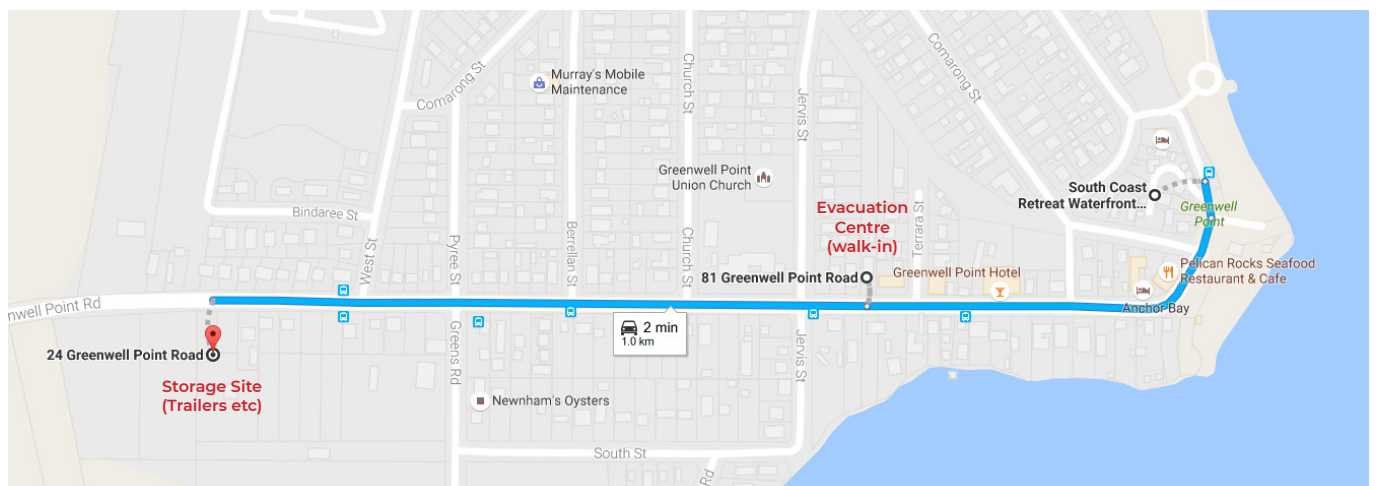


Please take a moment to view the layout diagram of your accommodation in the next section and the maps below to familiarise yourself with the locations of:

- Fire Extinguisher in your accommodation (and Fire Blanket where hotplates exist)
- Fire Hose Reels, Fire Extinguishers and Evacuation Assembly Area in the grounds
- Evacuation Centre and Storage Site in Greenwell Point in the event of a flood evacuation

LEGEND:

-  CABIN 1-10
-  SAFARI TENT 11-16
-  HOLIDAY HOUSE
-  AMENITIES
-  DESIGNATED PARKING
-  FIRE EXTINGUISHER
-  FIRE HOSE REEL
-  MAINS WATER
-  BULK LPG TANK
-  ELECTRICAL MAINS
-  AUX ELECTRICAL SWITCHBOARD
-  WASTE / RECYCLING
-  LAUNDRY
-  BBQ GAS
-  FIRE WOOD
-  DOG BAGS
-  ELECTRIC CAR CHARGER



Fire & Flood



When will you evacuate? (trigger)

When evacuation warning is given by SES.

How will you contact / transport evacuees

Contact guest via phone, message and knock on cabin doors and tents. Await instructions from Emergency Services. Walk.

Storms/Cyclones/Coastal Inundation

Severe Weather or Thunderstorm Warning (BoM) with:

- High winds
- Heavy rainfall
- Flash flood
- Hail

Business Action Plan

- Ensure outside items are brought inside or tied down.
- Avoid drains or waterways.
- Avoid low-lying areas.
- Move vehicles undercover

Structural Fires

Smoke Alarm Sounds

See a fire (which is manageable)

www.fire.nsw.gov.au

Evacuate

Use appropriate equipment to put out if it is safe to do so and the person is trained.

In the event of a fire or flood



Emergency Assemble Area

Assemble at the emergency assembly area located at the front of South Coast Retreat Cabin 6 Greenwell Point Road, Greenwell.

Remain in place and await instructions from staff or emergency services.

In the event of an evacuation you MUST register with South Coast Retreat management or emergency services as having left the premises.

Evacuation Centre

Evacuation Centre is located at the Greenwell Point Community Memorial Hall (81 Greenwell Point Road) next door to the service station.

All towable boats, caravans, trailers, etc. are to be towed and stored at the Rural Fire Service (24 Greenwell Point Road) located on the left before exiting Greenwell Point.

Recommended actions before evacuation (if time permits)



- Listen to the local radio for updates on flood warnings and read notices at Reception
- Check on neighbours (cabins or tents located within park)
- Disconnect all electrical leads
- Fill clean water containers
- Close down all gas bottles
- Protect and relocate pets
- Place items up out of flood water depth e.g. on tables
- Empty fridges and leave doors open to prevent them from floating away

Warnings And Information



For information on weather warnings visit the Bureau of Meteorology at www.bom.gov.au.

For information on Flood, Storm and Tsunami visit NSW State Emergency Services at www.ses.nsw.gov.au

Local Council Phone: 02 4429 3111 Email: council@shoalhaven.nsw.gov.au website: <http://www.shoalhaven.nsw.gov.au>

EMERGENCY CONTACTS

Name	Phone	Alternative Number
Police/Ambulance/Fire	000	
Local Police Station	02 4421 9691	
SES (for life threatening situations call 000)	132500	
Vickie Read (Manager)	0244471207	0432 510 834
SES	132500	
Shoalhaven District Memorial Hospital	02 4421 3111	
In-Line Electrica	0407 295 087	
Christian Plumbing and Maintenance	0467 170 860	
Wayne Fitzgerald (Grounds Keeper, onsite contact)	0467 180 276	

Recommended actions during the flood event



- Don't drink flood water
- Don't eat food that has come into contact with flood water
- Don't use phones unless in need of help or to report an emergency
- Don't use boats for sightseeing or to cross fast-moving water
- Don't hinder operations by sightseeing
- Don't handle wet electrical equipment
- Avoid hypothermia after becoming soaked
- Watch for hidden dangers such as: vehicle accidents caused by road washout, soft edges and damaged bridges, electrocution by overhead or fallen power lines
- Boil all water until supplies have been declared safe
- Take photos of flood waters and mark water heights if possible

Recommended actions driving in flood areas



- Check with police for safe routes before driving anywhere
- Avoid areas subject to inundation
- Beware of washouts, fallen power lines and floating objects
- Don't enter flood waters especially if the water is moving fast
- If your vehicle stalls in rapidly rising water and you can safely jump to dry ground, do so immediately. Do not stay in your car
- If water is coming up too fast, do not try to wade over to dry ground, climb to the roof of your vehicle and signal for witnesses to immediately call 000

Recommended recovery procedure after the flood:



- Check with Police and SES before returning to the flooded area
- Beware of snakes and spiders
- Beware of health risks of wading through muddy water
- Don't use food or drinks which have been in contact with floodwater
- Don't handle electrical equipment
- Boil all water until supplies are declared safe to drink
- Wear shoes and gloves in any area which has been flooded